

Fred M. Traner Middle School

2023-2024 SCHOOL PERFORMANCE PLAN



Student Success Goal

Increase proficiency on the state exam, Smarter Balanced (SBAC), in English Language Arts (ELA) by at least 5 percentage points to 17% proficient and Math proficiency by at least 10 percentage points to 18% proficient.

To support students to achieve this goal, we will:

1. Increase targeted interventions for students behind grade level.
2. Hold regular professional development to support teachers.
3. Use new English/Language Arts, Social Studies, and Science curriculums.
4. Meet weekly to identify students who need more support and create a plan to assist them.
5. Provide regular student rewards for being highly engaged in school.
6. Increase support for chronically absent students.

Student, Staff, and Family Partnerships Goal

Our goal is to increase school communication with families and family attendance at events and parent classes.

To support students and families to achieve this goal, we will:

1. Look at parent climate survey results to see where communication needs to be improved the most.
2. Send home a quarterly newsletter and regular Connect Ed emails with school updates.
3. Share more celebrations with families like increases in academic achievement, sports wins, and reductions in behaviors.
4. Host three Parent University classes and multiple family nights during the year.

Resources for Parents and Families

Quick Tips for Parents and Families

Get involved! Contact Michelle Zukovsky for information about volunteering with our school.

Stay connected! Let the front office know if your phone number, email or home address has changed.

Know your child's teachers! We are here to support your child's learning journey.

Resource Links

Infinite Campus Parent Portal

See your child's grades, assignments, attendance information and important updates

www.washoeschools.net/ICparent

Family Resource Centers

Basic needs assistance, resource referrals, and help with accessing services like SNAP

www.washoeschools.net/FRC

Care Solace

Free and confidential help to access mental health care providers in your community

www.washoeschools.net/Care



OUR WCSO PROMISE

We will know every student by **NAME, STRENGTH AND NEED** so they graduate prepared for the future they choose and we will deliver on this promise in partnership with our **FAMILIES and COMMUNITY.**

Our Student Demographics

100% Free or Reduced Lunch

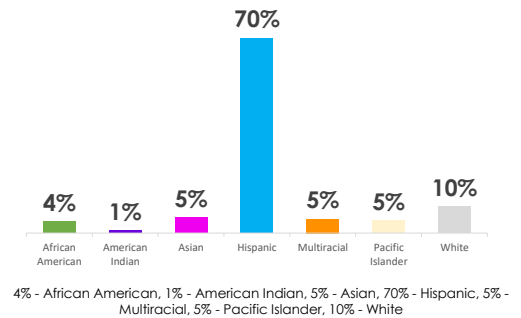
28% English Learners

20% Individualized Education Plans

1% Children in Transition

1% Foster

1% Gifted & Talented



Total Enrollment

531

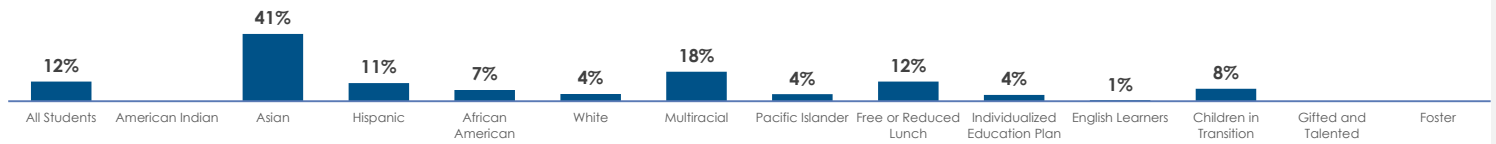


Smarter Balanced Assessment

Percent Achieving 'At or Above' Standard

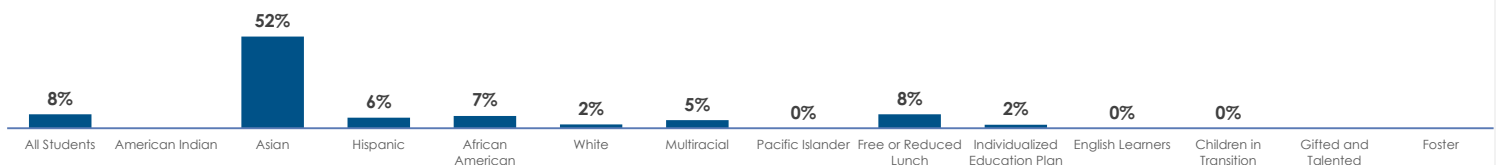


English / Language Arts



English / Language Arts: Percentage achieving "At or Above" standard (2022-2023): 12% - All Students, * - American Indian, 41% - Asian, 11% - Hispanic, 7% - African American, 4% - White, 18% - Multiracial, 4% - Pacific Islander, 12% - Free or Reduced Lunch, 4% - Individualized Education Plan, 1% - English Learners, 8% - Children in Transition, * - Gifted and Talented, * - Foster

Mathematics



Mathematics: Percentage achieving "At or Above" standard (2022-2023): 8% - All Students, * - American Indian, 52% - Asian, 6% - Hispanic, 7% - African American, 2% - White, 5% - Multiracial, 0% - Pacific Islander, 8% - Free or Reduced Lunch, 2% - Individualized Education Plan, 0% - English Learners, 0% - Children in Transition, * - Gifted and Talented, * - Foster



5th Grade Science Assessment

11%

Percentage of students achieving 'At or Above' Standard



Attendance

47%

Percentage of students missing 10% or more of school days

Scan to see more data!

